

December 19, 2012

TO: County Extension Agents - Rolling Plains 3

Kelli Lehman

FROM: Kelli Lehman
Extension Program Specialist 4-H

SUBJECT: DISTRICT PHOTOGRAPHY CONTEST

We will again be hosting a District Photography Contest for Intermediate and Junior 4-H members.

Junior - 8 and in the 3rd grade, 9&10 as of August 31, 2012

Intermediate - 11, 12, 13 as of August 31, 2012

We will be following the 2012-2013 State Photography Rules and Guidelines that can be found on the state 4-H website at the following link: http://texas4-h.tamu.edu/photography_contest

Changes for the 2013 contest include:

- Theme Category is **“HOLIDAY SEASON IN TEXAS”**. This theme allows 4-H members to take photos of any holiday from January 1, 2012 to time of entry. The Holiday Season in Texas theme should have photographs that depict a Texas theme/flare or western heritage. Photographs can include nature, landscape, people, animals (domestic and/or wildlife) as long as the subject of the photograph is related to a holiday with a Texas/western basis. *Examples include: Christmas tree decorated with rustic stars, and Texas theme decorations, etc.*
- Formatting of photos has been simplified. In 2012 all photos must be able to be printed at a 300 dpi at a 3 X 5 inch size. Max memory size of 1.5MB.

County Photo Flash Drives and entry form will be due to the **District Office April 1st - NO EXCEPTIONS!** Photos will be judged and shown electronically at District Roundup on May 1st **Photos must be saved on two different flash drives as a COUNTY and mailed to District Office.** (one flash drive for juniors and one for intermediates) This will assist with separation of photos by age category. **Please clearly label your flash drives with county name and age division.**

11708 HWY 70 South
PO Box 2159
Vernon, TX 76385-2159

Tel. 940.552.9941
Fax. 940.553.4657
<http://AgriLifeExtension.tamu.edu>

ENTRY STEPS:

1. Formatting your Photograph: Photographs should be taken at the highest resolution possible. Photographs must be in a .jpeg, .jpg, or .gif formation. Files submitted may not be larger than 2,048k (2MB).

2. Labeling/Naming Your Photograph: Each photograph will need to be clearly labeled with the category county, last name, and first name. File name should include a “_” between each of the items, category_county_last_first.jpg. *Example: John Smith from Dallas County entering the Details & Macro category would upload a file labeled: “Details_Dallas_Smith_John.jpg”*

Please use the following labels for the categories:

CATEGORY	FILE LABEL NAME
ANIMALS – DOMESTIC	Domestic
ANIMALS - WILDLIFE	Wildlife
CATCH ALL	All
DETAILS & MACROS	Details
DIGITAL DARKROOM	Darkroom
DOMINANT COLOR	Dominant
ELEMENTS OF DESIGN	Elements
FOOD	Food
MARINE/AQUATICS	Marine
NATURE/LANDSCAPE	Nature
NIGHT PHOTOGRAPHY	Night
PEOPLE	People
PLANT/FLORA	Plant
STORY BOARD	Story
THEME	Theme

All 2013 State Photography Guidelines will be used **except** for participation age, entry fee, entry deadline, e-mailing of photos and awards.

Please be sure and submit a completed County Entry Form to the District Office along with your flash drive photos by Monday, April 1.

Awards will be given for Best of Show in both the junior and intermediate age groups. Best Overall will be awarded to junior or intermediate Best of Show.

Senior entries will need to be entered on 4-H Connect between April 1 and April 15. PHOTOS WILL BE SENT ELECTRONICALLY.

**More information about the state contest can be found at the following link:
<http://texas4-h.tamu.edu/youth/photography>**

DISTRICT 3 4-H PHOTOGRAPHY ENTRY FORM
(JUNIORS & INTERMEDIATES ONLY - One sheet per age division)
Due to District April 1, 2013

COUNTY _____

AGE DIVISION: (Check One)		Junior	Intermediate
CATEGORY	NAME		
ANIMALS – DOMESTIC			
ANIMALS - WILDLIFE			
CATCH ALL			
DETAILS & MACROS			
DIGITAL DARKROOM			
DOMINANT COLOR			
ELEMENTS OF DESIGN			
FOOD			
MARINE/AQUATICS			
NATURE/LANDSCAPE			
NIGHT PHOTOGRAPHY			
PEOPLE			
PLANT/FLORA			
STORY BOARD			
THEME			

2013 Texas 4-H Photography Contest Rules & Guidelines

PURPOSE

The Texas 4-H Photography Contest encourages self-expression and allows youth to demonstrate skills learned in the area of photography, including the use of photographic equipment and process of photographs.

OBJECTIVES

- To develop life skills in composition, light, story line, posing, and awareness.
- To encourage 4-H members to use photography as a meaningful communication tool in their lives.
- To provide photography project showcase opportunity for senior 4-H members.
- To continue to share the message of 4-H.
- To utilize photographs which can promote and strengthen the 4-H program.

RESOURCES FOR THE PHOTOGRAPHY CONTEST:

- Adventures With Your Camera – B (Grades 6 to 9) (Available from National 4-H Council Supply)
- 4-H Guide to Digital Photography by Daniel Johnson. (Available from Amazon.com)
- Texas 4-H and Youth Development Photography Project Resource Page located on the 4-H website. Any reference to a product or company is not to endorse or support them and their causes. Links to companies are provided for their educational resources only.

2013 DESCRIPTION OF CATEGORIES

It is extremely important that 4-H members, project leaders, parents, and county Extension agents review the descriptions of each category very carefully. Please do not enter photographs into categories that are duplicates from other categories or ones that do not clearly meet the category description. Photographs that do not meet the description of the category will be disqualified.

CATEGORY DESCRIPTION

ANIMALS - DOMESTIC

Photos focusing on the various animals that have been tamed and made fit for a human environment. To be considered domesticated, the animal must have their behavior, life cycle, or physiology systemically altered as a result of being under human control for many generations.

Examples include: Dog, Sheep, Pig, Goat, Cow, Cat, Chicken, Horse, Camel, Goose, Ducks (domestic use), Hamsters.

ANIMALS - WILDLIFE

Category focuses on animals not tamed or domesticated and commonly found in the wild throughout the country and world. Photos can be of wildlife in nature, zoos, and/or petting zoos.

Examples include: Deer, snakes, insects, rodents, elephants, etc.

EXAMPLE




CATEGORY DESCRIPTION

EXAMPLE

CATCH-ALL

Category for photos that do not fit into one of the other categories. This includes such photos as still-life, motion-blur, Polaroid transfers, SX-70 images, handcolored photos.

Examples include: Polaroid image & emulsion transfers, still-life, long exposure zoomed images, and painting with light.



DETAILS & MACRO

Getting in close is the name of the game for this category. We welcome pictures of small details that suggest a larger story. This is also the place for macro photographs (although a macro image of a flower might equally go into the Flowers category).

Examples include: detail of a knot, a lock, or an abstract close-up - anything as long as it is a tight composition of a detail. Macro examples include parts of a flower bloom, insects, stamps, ice crystals, etc.



DIGITAL DARKROOM

Photos are for digital art - images created or drastically altered in software like Adobe Photoshop®. Although digitally manipulated images are also allowed in the other categories, this is a category exclusively showcasing such art. If the digital darkroom work is the main attraction of the photo, or plays a big part, enter it here.


Examples include: Photoshop® composites and creations, images greatly manipulated with a variety of filters, photos with artistic borders, photos stitched into a panoramic.



DOMINANT COLOR

Photos with a dominant color. The dominant element in the image must be a specific color, such as red, yellow, blue, white, black, white, green, etc. Black & White photos, duotones, are excluded from this category.


Example includes: bowl of lemons, in a yellow bowl, on top of a yellow table covering, with a bright yellow tone sunlighting on it.



ELEMENTS OF DESIGN

Images use of graphic elements of design. Photos that showcase line, shape, pattern, form, texture, perspective, etc. Photo can consist of any subject matter. Category is not for graphic illustrations made in commercial programs (i.e. Adobe Illustrator®) nor for extreme digital creations.

Examples include: Perspective, Line, Pattern.



FOOD

Category is a still life specialization of photography, aimed at producing attractive photographs of food for use in such items of advertisements, packaging, menus and/or cookbooks. NO PHOTOS OF ALCOHOL BEVERAGES ARE ALLOWED!


Examples include: Thanksgiving dinner; cakes/pies, fruits and place settings, Easter eggs, sandwiches, ingredients, etc.



MARINE/AQUATIC

Photos of any living organism in bodies of either fresh or ocean (salt) water.


Examples include: Fish, stingrays, whales, starfish, etc.



NATURE & LANDSCAPE

The focus of this category includes landscapes, outdoor scenics, nature images, sunsets, urban landscapes, seascapes, cityscapes, and farms. Images focus on the beauty of the outdoors.

Examples include: Landscapes, Scenics, Outdoors.



CATEGORY DESCRIPTION

NIGHT PHOTOGRAPHY

Photos taken outdoors between dusk and dawn (*this category does not include sunsets and sunrises - those photos are to be entered into nature & landscape*). Generally these photos are achieved by using artificial light or using a long exposure. This category can include any subject as long as the focus is on the skill and technique used to acquire the photograph.

Examples include: buildings/structures, animals, plant/flora, people, etc.

PEOPLE

Photos focus from all walks of life, parenting and family, children, babies, models/fashion, sports, and couples.

See Rule #8 below.

Examples include: Kids & Family, Models/Fashion, Sports.

PLANT/FLORA

Photos of interesting, unique, and beautiful flowers and flora. Photography can occur outdoors or indoors. Photo subject should be that of a single flower, plant, bush, tree, etc. Large collections of plant/flora should be considered for entry into the Nature & Landscape category.

Examples include: A rose, an upward shot of a tree, a flower bouquet, etc.

STORYBOARD

A storyboard is one digital entry (one photo) that contains three smaller images and minimal text that tells a story. The story should be easily understood by the viewer. This entry is one single file.


Example include: Three images depicting the blooming of a rose bud at different stages, with the title of "Beginning of Beauty".

THEME

Theme photo focuses on a subject announced and outlined in the contest rules and guidelines. For 2012-13 the theme is "Holiday Season in Texas." This theme allows 4-H members to take photos of any holiday from January 1, 2012 to time of entry. The Holiday Season in Texas theme should have photographs that depict a Texas theme/flare or western heritage. Photographs can include nature, landscape, people, animals (domestic and/or wildlife) as long as the subject of the photograph is related to a holiday with a Texas/western basis.

Example include: Christmas tree decorated with rustic stars, and texas theme decorations, etc.

EXAMPLE



<http://www.hispanicprwire.com>

Certain description terminology used from betterphoto.com photo contest category page. <http://www.betterphoto.com/contest/categories.asp>

2013 CONTEST RULES

- 1. Participation Age:** The Texas 4-H and Youth Development Photography contest will be displayed during the 2013 Texas 4-H Roundup and is open to all senior age 4-H members that have passed their 14th but not their 19th birthday before August 31, 2012. Participants must have been born during the period beginning September 1, 1993 and ending August 31, 1998.
- 2. Eligibility of Photos:** All photographs must have been taken by 4-H members between the dates of January 1, 2012 and the time of entry. Photos may be submitted only one time and in only one category to the state photography contest.
- 3. Number of Entries:** A county may have only one entry per class for a total of 15 entries per county, and all entries and entry fees must be submitted DIRECTLY TO THE TEXAS 4-H AND YOUTH DEVELOPMENT OFFICE via 4-H CONNECT (registration).
- 4. Entry Fee:** A fee of \$10.00 per photograph must be paid for each entry. All entries paid by check must come from the County/Club checking account and made payable to TEXAS 4-H FOUNDATION – PHOTOGRAPHY CONTEST for all entries.
- 5. Contestants Participating at Texas 4-H Roundup:** Photography contest participants do not attend Texas 4-H Roundup unless they are competing in another contest however, if a 4-H member/adult chooses to attend to view the display they may do so, but are required to pay the necessary registration fee.
- 6. Entry Deadline:** By midnight on April 15, 2013 all registrations must be submitted on 4-H CONNECT. All club/county checks must be received by April 19, 2013.
- 7. Copyright and Content:** Photos that are deemed obscene, vulgar, sexually-oriented, hateful, threatening, or otherwise violate any laws are strictly prohibited. The Texas 4-H and Youth Development Program respects the rights related to copyright laws and intellectual property. All photos should be based on a 4-H members original photograph taken by the 4-H member. Use of a photo from other sources/people without permission is not allowed and will lead to disqualification of the photo and possibility all entries by the 4-H member. The Texas 4-H and Youth Development Program reserves the right to refuse inappropriate or unsuitable entries.
- 8. Model and Property Releases:** Any 4-H member submitting a photograph acknowledges that they have sufficient permission of any recognizable locations or people appearing in their photograph(s). This permission is hereby granted to both the photographer and the Texas 4-H and Youth Development Program to publish and use as needed. Documentation should be retained by the 4-H member and will be requested by the Texas 4-H and Youth Development Program if needed.
- 9. Disqualification of an Entry:** An entry that does not follow the rules or category guidelines will automatically be disqualified.

2013 Texas 4-H Photography Contest - Rules and Guidelines

Disqualifications forfeit all entry fees. A general form letter specifying reason(s) for disqualification will be sent to the county after Texas 4-H Roundup.

Reasons for disqualification:

- Photograph of extremely poor quality (resolution/focus) or a size too small to adequately evaluate.
- Photograph does not meet category criteria or entered in incorrect category.
- Photograph file not labeled correctly to ensure identification.
- Same photograph entered into multiple categories.
- Inappropriate or unsuitable photograph.
- Entry fee not paid or only partial fee paid.
- County did not select/certify photograph to represent county.
- Photograph was NOT entered into the 4-H CONNECT system.
- More than one entry in a category from a county.
- Photograph was not certified by county office in timely manner.

10. **Text on Photographs:** Beyond the storyboard and digital darkroom categories photographs should not contain “user placed text.” This includes such things as comments or titles. Text or wording that is part of the photograph (i.e. photo of a street sign, etc) is acceptable.
11. **Release of Liability:** The Texas 4-H and Youth Development Program, Texas A&M AgriLife Extension, the Texas 4-H Youth Development Foundation and/or its employees/agents involved in the contest will not be held liable for missing, mislabeled, or non-displayed photographs. By entry the 4-H member accepts this release.
12. **Announcement of Results:** Results will be posted after Texas 4-H Roundup on the 4-H website.
13. **Display and Future Rights Use Rights:** By submitting an entry to the contest, the 4-H member grants permission to the Texas 4-H and Youth Development Program, Texas A&M AgriLife Extension, the Texas 4-H Youth Development Foundation, and any other public or private agency authorized by the Texas 4-H and Youth Development Program, the use, and rights associated to the use of the photographic likeness, in promotional publications, and other media, without compensation. Certain photos maybe used for 4-H program and marketing uses. By entry the 4-H member accepts these conditions of display and future use.
14. **Judges:** Judges will determine the placings. Their decision on all entries is final.

2013 AWARDS

1. **Quality Awards:** Blue, Red, and White quality awards will be given to entries based on the scoring criteria.
2. **Best of Show Awards:** One Best of Show Award will be presented to one photo in each category.
3. **Cash Awards:** Each Best of Show winner will receive a \$250.00 cash prize.

2013 DISPLAY

- 2013 Roundup Display: Photos will be displayed through a multimedia display at Texas 4-H Roundup.
- Best of Show Display: Best of Show winners will be displayed in the Texas 4-H and Youth Development State Headquarters office for a year following the contest.

PROCESS FOR SUBMITTING PHOTOGRAPHS

All entries for the 2013 Texas 4-H Photography Contest will be completed using the 4-H CONNECT system. Please read these submission rules very careful to prevent disqualification of entries!

ENTRY STEPS:

1. **Format of Photograph:** Photographs should be taken at the highest resolution possible. Photographs must be in a .jpeg, .jpg, or .gif formation. Files submitted may not be larger than 2,048k (2MB). Best of Show winners may be asked to submit a high-resolution file or an original negative, print, or slide.
2. **Labeling/Naming your Photograph:** Each photograph will need to be clearly labeled with the category, county, last name, and first name. File name should include an “_” between each of the items, category_county_last_first.jpg.
Example: John Smith from Dallas County entering the Details & Marco category would upload a file labeled: “Details_Dallas_Smith_John.jpg”
3. **Submitting your Entry:** Between April 1, 2013 and April 15, 2013 all contestants will need to enter their photograph(s) through the 4-H CONNECT system.

Please use the following labels for the categories:

CATEGORY	FILE LABEL NAME	CATEGORY	FILE LABEL NAME
ANIMALS - DOMESTIC	Domestic	MARINE/AQUATICS	Marine
ANIMALS - WILDLIFE	Wildlife	NATURE/LANDSCAPE	Nature
CATCH ALL	All	NIGHT PHOTOGRAPHY	Night
DETAILS & MACROS	Details	PEOPLE	People
DIGITAL DARKROOM	Darkroom	PLANT/FLORA	Plant
DOMINANT COLOR	Dominant	STORY BOARD	Story
ELEMENTS OF DESIGN	Elements	THEME	Theme
FOOD	Food		

2013 Texas 4-H Photography Contest - Rules and Guidelines

The principles of “12 Elements of a Merit Image” will be used as the base for the judging criteria. As outlined by Bob Hawkins, these twelve elements have been defined as necessary for the success of an art piece or image. Any image, art piece or photograph will reveal some measure of all twelve elements, while a visually superior example will reveal consideration of each one.

The twelve elements for judging the photographs will be:

IMPACT (Max Points: 8)	Impact is the sense one gets upon viewing an image for the first time. Compelling images evoke laughter, sadness, anger, pride, wonder or another intense emotion. There can be impact in any of these twelve elements.
CREATIVITY (Max Points: 10)	Creativity is the original, fresh, and external expression of the imagination of the maker by using the medium to convey an idea, message or thought.
TECHNICAL EXCELLENCE (Max Points: 6)	Technical excellence is the quality of the image itself as it is presented for viewing. Retouching, manipulation, sharpness, exposure, mounting, and correct color are some items that speak to the qualities of the physical print.
COMPOSITION (Max Points: 8)	Composition is important to the design of an image, bringing all of the visual elements together in concert to express the purpose of the image. Proper composition holds the viewer in the image and prompts the viewer to look where the creator intends. Effective composition can be pleasing or disturbing, depending on the intent of the image maker.
LIGHTING (Max Points: 8)	Lighting - the use and control of light - refers to how dimension, shape and roundness are defined in an image. Whether the light applied to an image is manmade or natural, proper use of it should enhance an image.
STYLE (Max Points: 8)	Style is defined in a number of ways as it applies to a creative image. It might be defined by a specific genre or simply be recognizable as the characteristics of how a specific artist applies light to a subject. It can impact an image in a positive manner when the subject matter and the style are appropriate for each other, or it can have a negative effect when they are at odds.
PRESENTATION (Max Points: 6)	Presentation affects an image by giving it a finished look. If mats and/or borders are used do they support and enhance the image, not distract from it. Any filters or finishes applied to photos should be enhancing to the photos presentation.
CENTER OF INTEREST (Max Points: 6)	Center of Interest is the point or points on the image where the maker wants the viewer to stop as they view the image. There can be primary and secondary centers of interest. Occasionally there will be no specific center of interest, when the entire scene collectively serves as the center of interest.
SUBJECT MATTER (Max Points: 12)	Subject Matter should always be appropriate to the story being told in an image.
COLOR BALANCE (Max Points: 10)	Color Balance supplies harmony to an image. An image in which the tones work together, effectively supporting the image, can enhance its emotional appeal. Color balance is not always harmonious and can be used to evoke diverse feelings for effect.
TECHNIQUE (Max Points: 10)	Technique is the approach used to create the image. Printing, lighting, posing, capture, presentation media, and more are part of the technique applied to an image.
STORY TELLING (Max Points: 8)	Story Telling refers to the image’s ability to evoke imagination. One beautiful thing about art is that each viewer might collect his own message or read her own story in an image.

2013 Texas 4-H Photography Contest Score Sheet



Name: _____ County: _____

Category: _____

Your entry is judged according to the "12 Elements of Merit Image." You are competing against previously determined standards of excellence, not against your peers. Before preparing your entry for submission please carefully review the judging criteria.

JUDGES, PLEASE INDICATE POINTS AWARDED IN FAR RIGHT COLUMN:

CATEGORY	Minimum Points	to	Maximum Points	POINTS AWARDED
Impact	0	4	8	
Creativity	0	5	10	
Technical Excellence	0	3	6	
Composition	0	4	8	
Lighting	0	4	8	
Style	0	4	8	
Presentation	0	3	6	
Center of Interest	0	3	6	
Subject Matter	0	6	12	
Color Balance	0	5	10	
Technique	0	5	10	
Story Telling	0	4	8	
TOTAL POINTS AWARDED				

AWARD (circle one)	Blue Award (100 points to 71 points)	Red Award (70 to 31 points)	White Award (30 to 0 points)
-----------------------	---	--------------------------------	---------------------------------

JUDGES COMMENTS: